
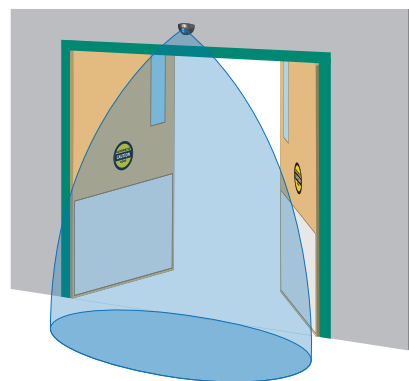


EAGLE FAMILY

MOTION SENSOR FOR AUTOMATIC DOORS



PRIMARY APPLICATIONS



DESCRIPTION

BEA's Eagle Family of motion sensors is designed for the activation of automatic pedestrian doors.

The Eagle is universally compatible with all makes and models of swinging, sliding and revolving automatic doors. The Eagle HM has a mounting height of 13 to 16.5 feet, making it ideal for use on large-format doors in industrial environments.

Unidirectional radar increases energy efficiency by detecting approaching traffic while ignoring motion away from the door.

FEATURES & BENEFITS

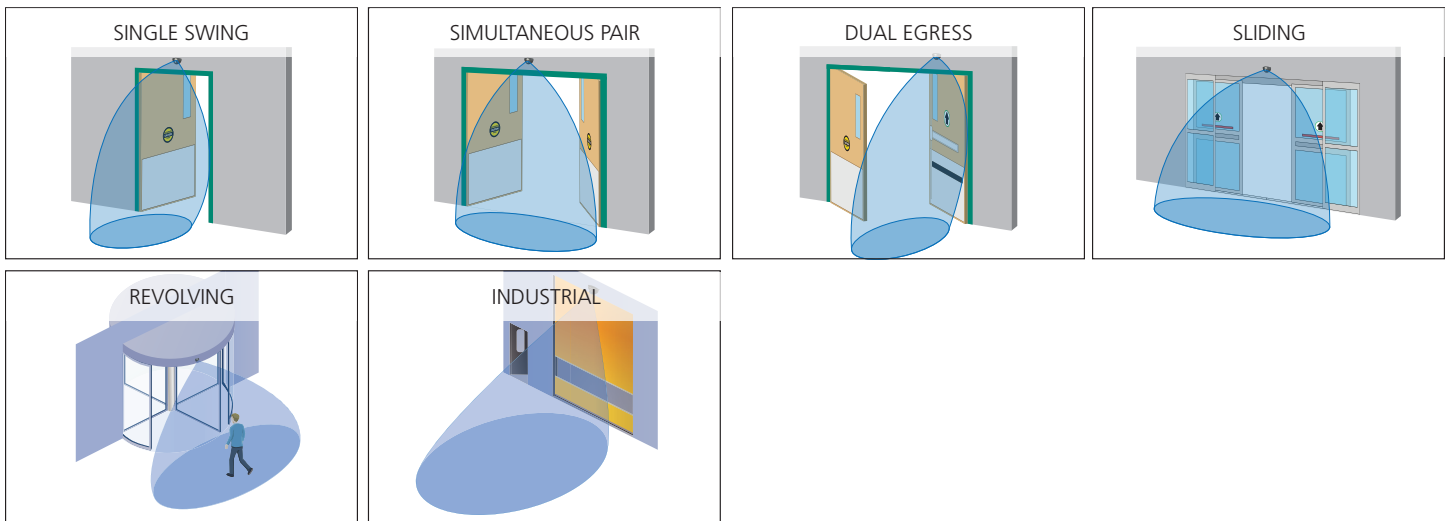
- Energy savings due to unidirectional detection capability
- Narrow and wide antennae included
- Immunity setting helps screen rain, snow, radio frequency and header vibration
- Motion detection feature capable of detecting traffic moving as slow as 2 in / s
- Compact, low profile design



BEA, Inc.
RIDC Park West
100 Enterprise Drive
Pittsburgh, PA 15275-1213

Customer Service: 800.523.2462
Technical Support: 800.407.4545
www.BEAinc.com

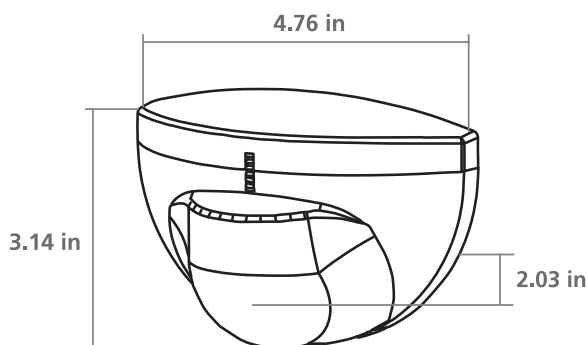
APPLICATIONS



TECHNICAL SPECIFICATIONS

Technology	Microwave Doppler Radar
Detection Mode	Motion
Transmitter Frequency	24.150 GHz
Transmitter Radiated Power	< 20 dBm EIRP
Transmitter Power Density	< 5 mW/cm ²
Minimum Detection Speed	2 in / s (measuring based on optimal conditions)
Mounting Height	
Eagle	72 in – 156 in (6 ft – 13 ft)
Eagle HM	156 in – 198 in (13 ft – 16.5 ft)
Supply Voltage	12 – 24 VAC ±10%; 12 – 24 VDC 30% / -10%
Mains Frequency	50 – 60 Hz
Maximum Power Consumption	< 2 W
Output	Relay (free of potential change-over contact)
Max. Contact Voltage	42 VAC / VDC
Max. Contact Current	1 A (resistive)
Max. Switching Power	30 W (DC) / 60 VA (AC)
Cable Length	
Eagle	96 in (8 ft)
Eagle HM	96 in (8 ft)
Degree of Protection	IP54
Tilt Angles	0° – 90° vertical; -30° – 30° lateral
Norm Conformance	R&TTE 1999 / 5 / EC; EMC 2004 / 108 / EC; LVD 2006 / 95 / EC RoHS 2 2011 / 65 / EU

DIMENSIONAL DRAWINGS



RELATED PRODUCTS



www.BEAinc.com

© 2017 BEA, Inc. All rights reserved.

EAGLE FAMILY OVERHEAD ACTIVATION SENSOR FOR AUTOMATIC DOORS

BEA, Inc.
RIDC Park West
100 Enterprise Drive
Pittsburgh, PA 15275-1213

Customer Service: 800.523.2462
Technical Support: 800.407.4545

